

# Mubasher Sharia Compliant Prudent Strategy

As of 1/31/2018

## Investment Strategy

The Sharia Compliant Prudent Investment Strategy from Mubasher is designed for Cautious investors who wish to invest in a range of high quality sharia compliant mutual funds. The returns subject to market conditions are expected to be higher than those offered by deposit accounts and give better protection against inflation. Based on the market historical returns; The fluctuation of values from one year to the next should be low but could still be negative in a small minority of years. Returns, if higher in other years are expected to compensate for such falls.

The performance illustration shown do not indicate guaranteed returns and is only an example of what the performance of the Strategy would have been had it been operated for the past 5 years.

The performance assumes semi-annual rebalancing and that the constituent funds were not changed over the period.

The benchmark is a Morningstar category average of Cautious allocation portfolios which typically have 20% to 50% of assets in equities and 50% to 80% of assets in fixed income and cash.

## Funds Statistics

Base Currency	US Dollar
Expense Ratio	1.49
# of Holdings	6
Average Market Cap (\$Mil)	12,636.73
P/E Ratio	14.10

## Performance

Time Period: 2/1/2013 to 1/31/2018

	Strategy	Benchmark
Return	3.26	2.61
Std Dev	3.69	3.87
Excess Return	0.65	0.00
Information Ratio	0.38	
R2	81.25	100.00
Tracking Error	1.68	0.00
Sharpe Ratio	0.81	0.61

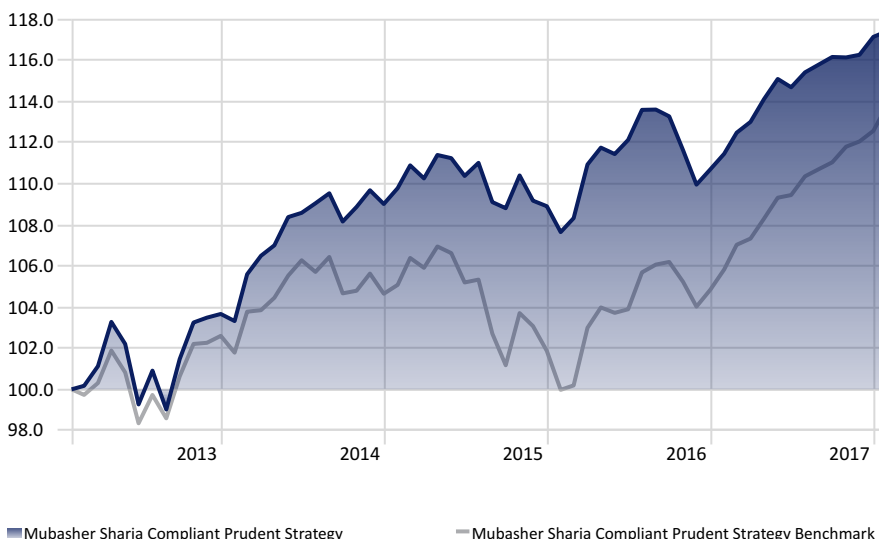
## Market Performance

Time Period: 2/1/2013 to 1/31/2018

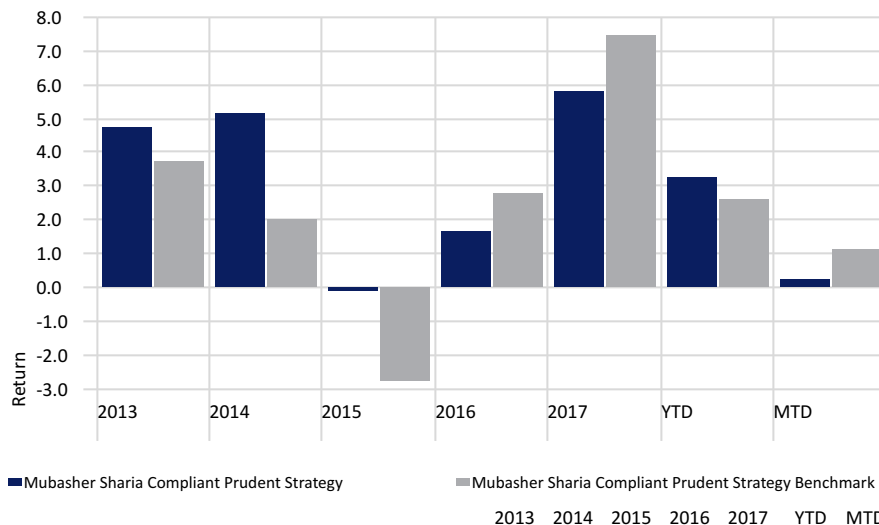
	Strategy	Benchmark
Batting Average	51.67	100.00
Best Quarter	2.73	2.36
Worst Quarter	-2.28	-3.86
Up Capture Ratio	97.23	100.00
Down Capture Ratio	80.40	100.00

## Cumulative Investment Return

Time Period: 2/1/2013 to 1/31/2018



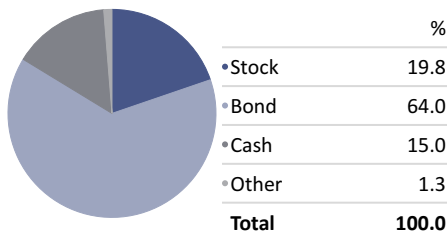
## Calendar Year Returns



	2013	2014	2015	2016	2017	YTD	MTD
Mubasher Sharia Compliant Prudent Strategy	4.75	5.16	-0.10	1.65	5.82	0.24	0.24
Mubasher Sharia Compliant Prudent Strategy Benchmark	3.74	2.00	-2.74	2.77	7.44	1.15	1.15

## Asset Allocation

Portfolio Date: 1/31/2018



## Holdings

	Portfolio Weighting %
Emirates Global Sukuk A USD Acc	24.99
Mashreq Al Islami Income Fund USD DA	24.95
Franklin Global Sukuk A Acc USD	24.90
Oasis Crescent Global Equity A USD Inc	10.34
Oasis Crescent Gbl Property Eq A \$ Inc	9.82
Emirates Islamic Money Market A Acc	4.99

### Disclaimer:

These Investment Strategies ("Strategies") are offered to you through a partner of Mubasher Financial Services BSC C [MFS] who has provided the information in this document and manages these Strategies. The information contained herein is believed to be reliable. The Partner is a regulated entity in its jurisdiction. No advice or solicitation to invest in Strategies herein is being made by MFS. This report/factsheet is provided for informational purposes only.

Your investment into the strategies based on this report/factsheet is entirely at your own risk and subject to the terms and conditions agreed upon with MFS."